



HID BALLASTS

Probe Start Metal Halide



13 Columbia Dr. #12 Amherst, NH 03031

www.souheganlighting.com

Toll Free: 877-610-4010 Phone: 603-889-8962 Fax: 603-889-0291

Table of Contents

<u>Ballast Specification</u>	<u>Page</u>
175W Quad MH	<u>3</u>
175W 480V MH	<u>4</u>
250W Quad MH	<u>5</u>
250W Quad 3X4 MH	<u>6</u>
250W 480V MH	<u>7</u>
400W Quad MH	<u>8</u>
400W 480V MH	<u>9</u>
1000W Quad MH	<u>10</u>
1000W Quad 4X4 MH	<u>11</u>
1000W 480V MH	<u>12</u>
1500W Quad MH	<u>13</u>
1500W 480V MH	<u>14</u>

BALLAST SPECIFICATIONS

175W M57

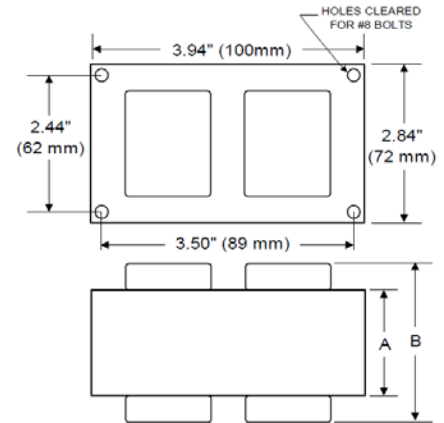
Metal Halide

S175M-4

60 Hz CWA

Input Volts	120	208	240	277
Line Current (Amps)				
Operating	1.80	1.10	0.90	0.80
Open Circuit	1.20	0.65	0.60	0.50
Starting	1.60	0.90	0.80	0.70
Recommended Fuse (Amps)	5	3	3	2
Regulation				
Line Volts	± 10%	± 10%	± 10%	± 10%
Lamp Watts	± 7%	± 7%	± 7%	± 7%
Temperature Ratings				
Insulation Class	180 (H)	180 (H)	180 (H)	180 (H)
Coil Temperature Code	C	D	D	C
Benchtop Coil Rise	80.0	89.7	85.8	84.7
Power Factor (Min)	90%	90%	90%	90%
Input Watts	210 W	210 W	210 W	210 W
Efficiency				
NOM. Open Circuit Voltage	320	320	320	320
Input Voltage At Lamp Dropout	65	115	130	150
Min Ambient Starting Temp	-20°F/ -30°C	-20°F/ -30°C	-20°F/ -30°C	-20°F/ -30°C
60 Hz TEST PROCEDURES				
High Potential Test (Volts)				
1 Minute	1,650 V	1,650 V	1,650 V	1,650 V
1 Second	2,000 V	2,000 V	2,000 V	2,000 V
Open Circuit Voltage Test (V)	290 – 355	290 – 355	290 – 355	290 – 355
Short Circuit Current Test (A)				
Min	1.55	1.55	1.55	1.55
Secondary Current				
Max	1.95	1.95	1.95	1.95
Min	1.20	0.65	0.60	0.50
Input Current				
Max	1.80	1.05	0.90	0.80
CORE and COIL Specifications				
Dimension (A)	2.22 in	2.22 in	2.22 in	2.22 in
Dimension (B)	3.60 in	3.60 in	3.60 in	3.60 in
Weight	6.8 lbs	6.8 lbs	6.8 lbs	6.8 lbs
Lead Lengths	12 ''	12 ''	12 ''	12 ''
Capacitor Requirement				
Microfarads	10.0 uf	10.0 uf	10.0 uf	10.0 uf
Volts (Min)	400 V	400 V	400 V	400 V

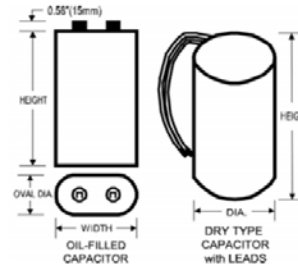
3X4 Core.WMF



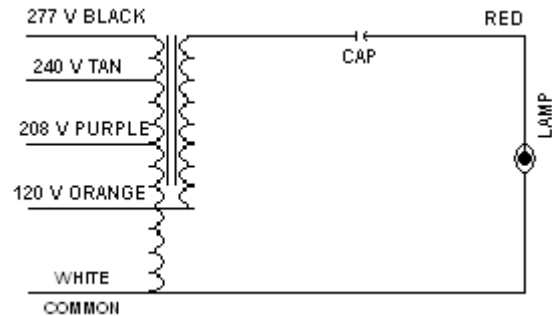
Capacitor: CA10400 / CA10400DL

Ignitor: None

Microfarads: 10.0 uf 10.0 uf
 Volts (Max): 400 V 400 V
 Case Temp (Max): 100° C 100° C
 Height (Max): 2.75 in 3.68 in
 Dia (Max): 1.62 in 1.61 in
 Oval Width (Max): 2.75 in



This Ballast Does Not Require An Ignitor





BALLAST SPECIFICATIONS

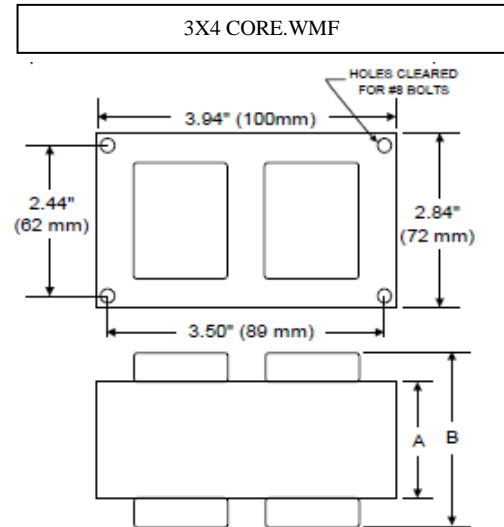
175W M57

Metal Halide

S175M - 48/12

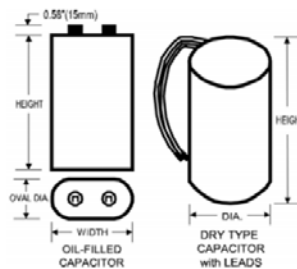
60 Hz CWA

Input Volts	480			
Line Current (Amps)				
Operating	0.45			
Open Circuit	0.35			
Starting	0.30			
Recommended Fuse (Amps)	2			
Regulation				
Line Volts	±10%			
Lamp Watts	± 7%			
Temperature Ratings				
Insulation Class	180 (H)			
Coil Temperature Code	B			
Benchtop Coil Rise	79.2			
Power Factor (Min)				
Input Watts	90%			
Efficiency	211 W			
NOM. Open Circuit Voltage	320			
Input Voltage At Lamp Dropout	240			
Min Ambient Starting Temp	-20°F/ -30° C			
60 Hz TEST PROCEDURES				
High Potential Test (Volts)				
1 Minute	2,000 V			
1 Second	2,400 V			
Open Circuit Voltage Test (V)	285 – 355			
Short Circuit Current Test (A)				
Min	1.55			
Secondary Current				
Max	1.95			
Min	0.25			
Input Current				
Max	0.45			
CORE and COIL Specifications				
Dimension (A)	2.22 in			
Dimension (B)	3.60 in			
Weight	6.8 lbs			
Lead Lengths	12"			
Capacitor Requirement				
Microfarads	10.0 uf			
Volts (Min)	400 V			

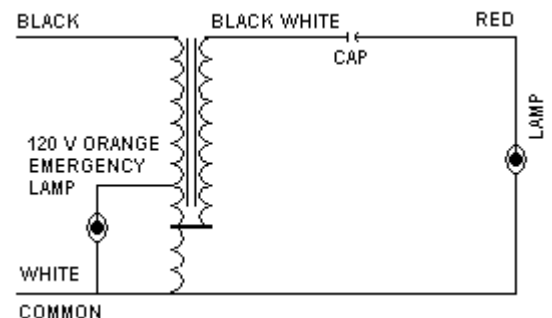


Capacitor:	CA10400 /CA10400DL	Ignitor:	None
------------	--------------------	----------	------

Microfarads:	10.0 uf	10.0 uf
Volts (Max):	400 V	400 V
Case Temp (Max):	100° C	100° C
Height (Max):	2.75 in	3.68 in
Dia (Max):	1.62 in	1.61 in
Oval Width (Max):	2.75 in	



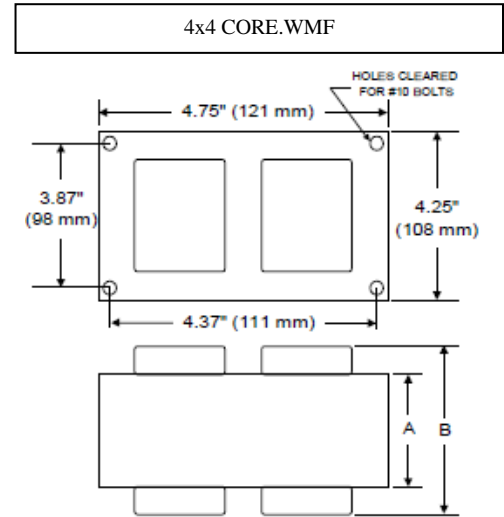
This Ballast Does Not Require An Ignitor



BALLAST SPECIFICATIONS

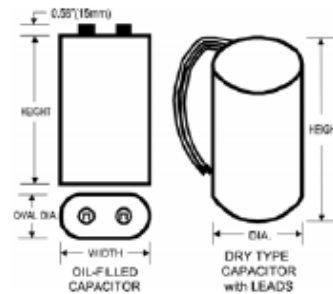
250W M58
Metal Halide
S250M-4
60 Hz CWA

Input Volts	120	208	240	277
Line Current (Amps)				
Operating	2.50	1.45	1.25	1.10
Open Circuit	2.40	1.30	1.20	1.00
Starting	1.80	0.90	0.90	0.80
Recommended Fuse (Amps)	8	5	5	3
Regulation				
Line Volts	±10%	±10%	±10%	±10%
Lamp Watts	±8%	±8%	±8%	±8%
Temperature Ratings				
Insulation Class	180 (H)	180 (H)	180 (H)	180 (H)
Coil Temperature Code	B	B	B	B
Benchtop Coil Rise	77.8	76.8	77.1	78.7
Power Factor (Min)	90%	90%	90%	90%
Input Watts	289W	289W	289W	289W
Efficiency				
NOM. Open Circuit Voltage	305	305	305	305
Input Voltage At Lamp Dropout	55	90	110	120
Min Ambient Starting Temp	-20°C/ -30°F	-20°C/ -30°F	-20°C/ -30°F	-20°C/ -30°F
60 Hz TEST PROCEDURES				
High Potential Test (Volts)				
1 Minute	1,650 V	1,650 V	1,650 V	1,650 V
1 Second	2,000 V	2,000 V	2,000 V	2,000 V
Open Circuit Voltage Test (V)	275-335	275-335	275-335	275-335
Short Circuit Current Test (A)				
Min	2.20	2.20	2.20	2.20
Secondary Current				
Max	2.70	2.70	2.70	2.70
Min	1.40	0.80	0.70	0.60
Input Current				
Max	2.20	1.30	1.10	1.00
CORE and COIL Specifications				
Dimension (A)	1.65 in	1.65 in	1.65 in	1.65 in
Dimension (B)	3.25 in	3.25 in	3.25 in	3.25 in
Weight	9.3 lbs	9.3 lbs	9.3 lbs	9.3 lbs
Lead Lengths	12"	12"	12"	12"
Capacitor Requirement				
Microfarads	15.0 uf	15.0 uf	15.0 uf	15.0 uf
Volts (Min)	400 V	400 V	400 V	400 V

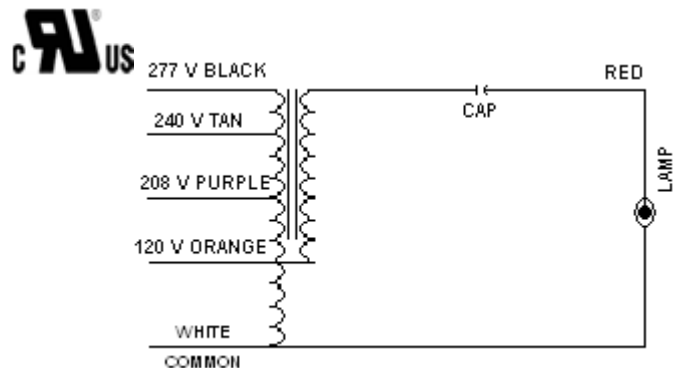


Capacitor: CA15400 / CA15400DL Ignitor: None

Microfarads: 15.0 uf 15.0 uf
 Volts (Max): 400 V 400 V
 Case Temp (Max) 100 °C 100 °C
 Height (Max): 2.75 in 3.68 in
 Dia (Max): 1.97 in 1.80 in
 Oval Width (Max): 2.97 in



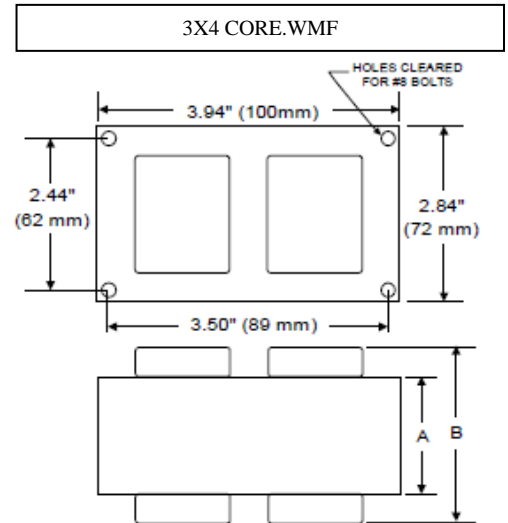
This Ballast Does Not Require An Ignitor



BALLAST SPECIFICATIONS

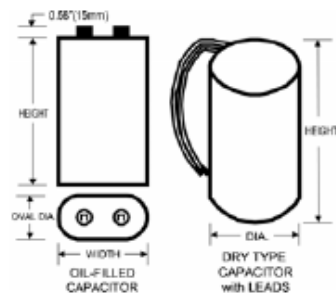
250W M58
Metal Halide
S250M-4/3X4
60 Hz CWA

Input Volts	120	208	240	277
Line Current (Amps)				
Operating	2.60	1.45	1.30	1.10
Open Circuit	1.90	1.00	0.95	0.80
Starting	2.00	1.20	1.00	0.85
Recommended Fuse (Amps)	8	5	5	3
Regulation				
Line Volts	±10%	±10%	±10%	±10%
Lamp Watts	±7%	±7%	±7%	±7%
Temperature Ratings				
Insulation Class	180 (H)	180 (H)	180 (H)	180 (H)
Coil Temperature Code	B	A	C	B
Benchtop Coil Rise	76.0	74.4	82.9	79.5
Power Factor (Min)	90%	90%	90%	90%
Input Watts	291 W	291 W	291 W	291 W
Efficiency				
NOM. Open Circuit Voltage	305	305	305	305
Input Voltage At Lamp Dropout	65	115	130	150
Min Ambient Starting Temp	-20°F/ -30°C	-20°F/ -30°C	-20°F/ -30°C	-20°F/ -30°C
60 Hz TEST PROCEDURES				
High Potential Test (Volts)				
1 Minute	1,600 V	1,600 V	1,600 V	1,600 V
1 Second	2,000 V	2,000 V	2,000 V	2,000 V
Open Circuit Voltage Test (V)	275 – 335	275 – 335	275 – 335	275 – 335
Short Circuit Current Test (A)				
Min	2.20	2.20	2.20	2.20
Max	2.70	2.70	2.70	2.70
Secondary Current				
Min	1.60	0.90	0.80	0.70
Max	2.50	1.40	1.25	1.10
CORE and COIL Specifications				
Dimension (A)	2.80 in	2.80 in	2.80 in	2.80 in
Dimension (B)	4.20 in	4.20 in	4.20 in	4.20 in
Weight	85. lbs	85. lbs	85. lbs	85. lbs
Lead Lengths	12"	12"	12"	12"
Capacitor Requirement				
Microfarads	15.0 uf	15.0 uf	15.0 uf	15.0 uf
Volts (Min)	360 V	360 V	360 V	360 V

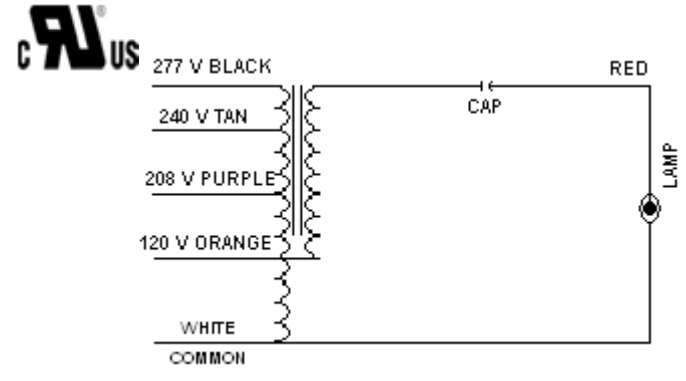


Capacitor: CA15400 / CA15400DL Ignitor: None

- Microfarads: 15.0 uf 15.0 uf
- Volts (Max): 400 V 400 V
- Case Temp (Max) 100 °C 100 °C
- Height (Max): 2.75 in 3.68 in
- Dia (Max): 1.97 in 1.80 in
- Oval Width (Max): 2.97 in



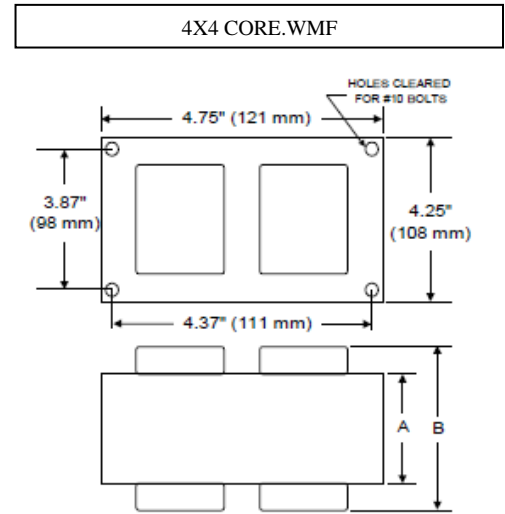
This Ballast Does Not Require An Ignitor



BALLAST SPECIFICATIONS

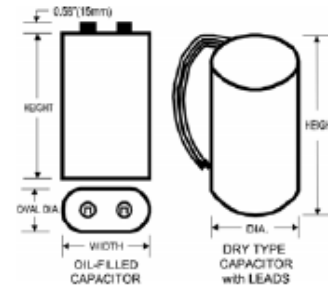
250W M58
Metal Halide
S250M-48/12
60 Hz CWA

Input Volts	480			
Line Current (Amps)				
Operating	.63			
Open Circuit	0.55			
Starting	0.50			
Recommended Fuse (Amps)	2			
Regulation				
Line Volts	±10%			
Lamp Watts	±10%			
Temperature Ratings				
Insulation Class	180 (H)			
Coil Temperature Code	B			
Benchtop Coil Rise				
Power Factor (Min)	90%			
Input Watts	295W			
Efficiency				
NOM. Open Circuit Voltage	305			
Input Voltage At Lamp Dropout	210			
Min Ambient Starting Temp	-20°C/ -30°F			
60 Hz TEST PROCEDURES				
High Potential Test (Volts)				
1 Minute	2,000 V			
1 Second	2,400 V			
Open Circuit Voltage Test (V)	275 – 335			
Short Circuit Current Test (A)				
Min	2.20			
Secondary Current				
Max	2.70			
Min	0.35			
Input Current				
Max	0.55			
CORE and COIL Specifications				
Dimension (A)	1.55 in			
Dimension (B)	3.35 in			
Weight	8.8 lbs			
Lead Lengths	12"			
Capacitor Requirement				
Microfarads	15.0 uf			
Volts (Min)	400 V			

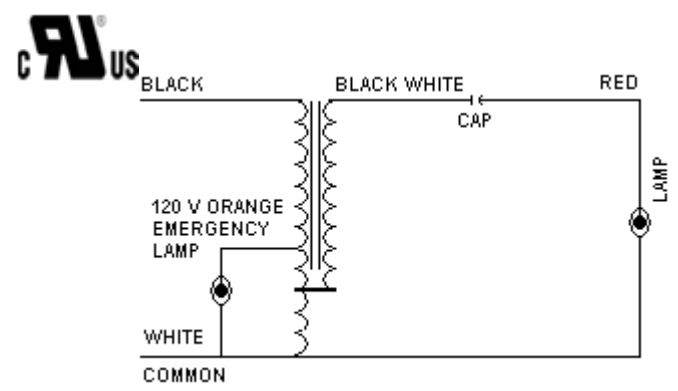


Capacitor: CA15400 / CA15400DL Ignitor: None

Microfarads:	15.0 uf	15.0 uf
Volts (Max):	400 V	400 V
Case Temp (Max)	100 °C	100 °C
Height (Max):	2.75 in	3.68 in
Dia (Max):	1.97 in	1.80 in
Oval Width (Max):	2.97 in	



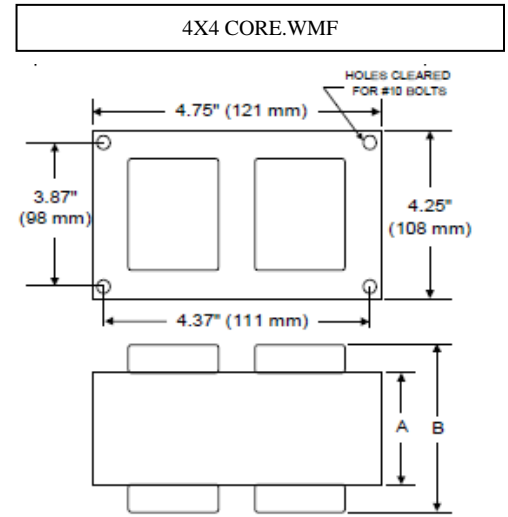
This Ballast Does Not Require An Ignitor



BALLAST SPECIFICATIONS

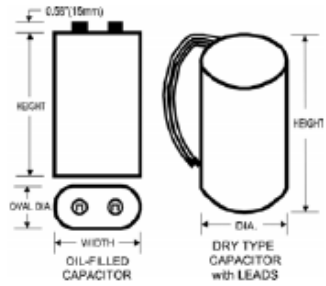
400W M59
Metal Halide
S400M-4
60 Hz CWA

Input Volts	120	208	240	277
Line Current (Amps)				
Operating	4.00	2.30	2.00	1.75
Open Circuit	3.50	2.00	1.75	1.50
Starting	2.80	1.60	1.40	1.20
Recommended Fuse (Amps)	10	6	5	5
Regulation				
Line Volts	±10%	±10%	±10%	±10%
Lamp Watts	±9%	±9%	±9%	±9%
Temperature Ratings				
Insulation Class	180 (H)	180 (H)	180 (H)	180 (H)
Coil Temperature Code	D	D	E	E
Benchtop Coil Rise	88.6	89.9	90.8	92.5
Power Factor (Min)	90%	90%	90%	90%
Input Watts	458W	458W	458W	458W
Efficiency	87%	87%	87%	87%
NOM. Open Circuit Voltage	300	300	300	300
Input Voltage At Lamp Dropout	52	90	105	120
Min Ambient Starting Temp	-20°C/ -30°F	-20°C/ -30°F	-20°C/ -30°F	-20°C/ -30°F
60 Hz TEST PROCEDURES				
High Potential Test (Volts)				
1 Minute	1,600 V	1,600 V	1,600 V	1,600 V
1 Second	1,900 V	1,900 V	1,900 V	1,900 V
Open Circuit Voltage Test (V)	270-330	270-330	270-330	270-330
Short Circuit Current Test (A)				
Min	3.45	3.45	3.45	3.45
Secondary Current				
Max	4.25	4.25	4.25	4.25
Min	2.20	1.25	1.10	0.95
Input Current				
Max	3.40	2.00	1.70	1.45
CORE and COIL Specifications				
Dimension (A)	2.00 in	2.00 in	2.00 in	2.00 in
Dimension (B)	3.90 in	3.90 in	3.90 in	3.90 in
Weight	10.7 lbs	10.7 lbs	10.7 lbs	10.7 lbs
Lead Lengths	12"	12"	12"	12"
Capacitor Requirement				
Microfarads	24.0 uf	24.0 uf	24.0 uf	24.0 uf
Volts (Min)	360 V	360 V	360 V	360 V

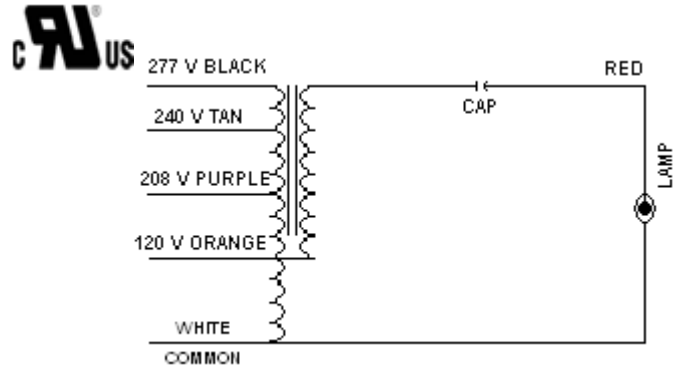


Capacitor: CA24400 / CA24400DL Ignitor: None

Microfarads: 24.0 uf 24.0 uf
 Volts (Max): 400 V 400 V
 Case Temp (Max): 100 °C 100 °C
 Height (Max): 3.19 in 4.68 in
 Dia (Max): 1.97 in 1.82 in
 Oval Width (Max): 2.97 in



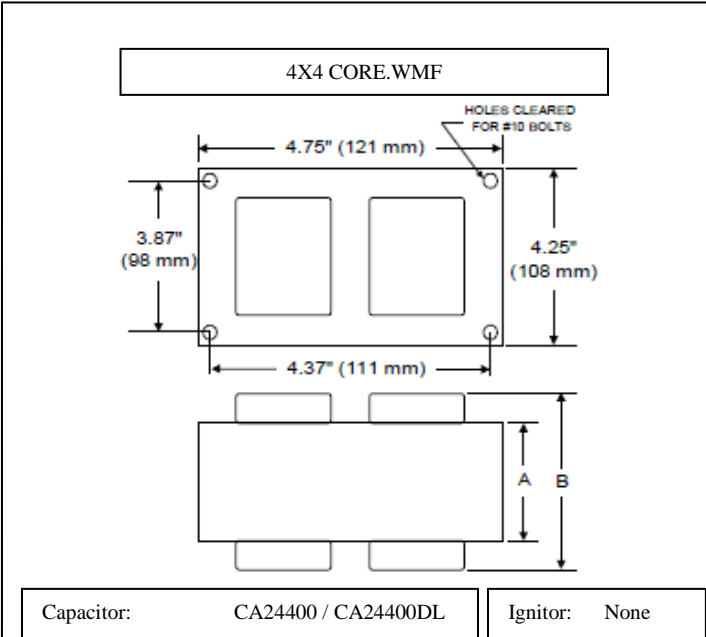
This Ballast Does Not Require An Ignitor



BALLAST SPECIFICATIONS

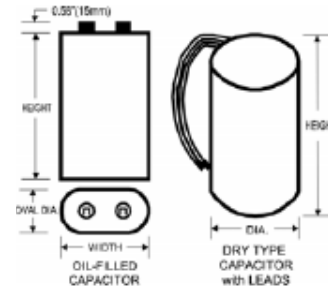
400W M59
Metal Halide
S400M-48/12
60 Hz CWA

Input Volts	480			
Line Current (Amps)				
Operating	1.00			
Open Circuit	0.90			
Starting	0.70			
Recommended Fuse (Amps)	3			
Regulation				
Line Volts	±10%			
Lamp Watts	±10%			
Temperature Ratings				
Insulation Class	180 (H)			
Coil Temperature Code	E			
Benchtop Coil Rise	90.1			
Power Factor (Min)	90%			
Input Watts	457W			
Efficiency				
NOM. Open Circuit Voltage	300			
Input Voltage At Lamp Dropout	220			
Min Ambient Starting Temp	-40°F/ -40°C			
60 Hz TEST PROCEDURES				
High Potential Test (Volts)				
1 Minute	2,000 V			
1 Second	2,400 V			
Open Circuit Voltage Test (V)	270-330			
Short Circuit Current Test (A)				
Min	3.40			
Secondary Current				
Max	4.20			
Min	0.45			
Input Current				
Max	0.70			
CORE and COIL Specifications				
Dimension (A)	2.15 in			
Dimension (B)	4.10 in			
Weight	11.5 lbs			
Lead Lengths				
Capacitor Requirement				
Microfarads	24.0 uf			
Volts (Min)	360 V			

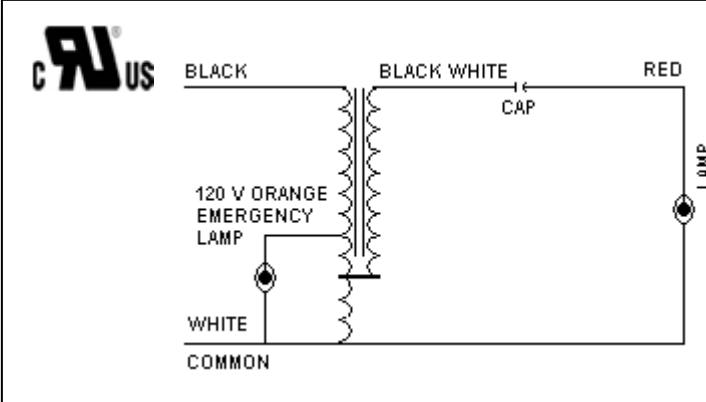


Capacitor:	CA24400 / CA24400DL	Ignitor:	None
------------	---------------------	----------	------

Microfarads:	24.0 uf	24.0 uf
Volts (Max):	400 V	400 V
Case Temp (Max)	100 °C	100 °C
Height (Max):	3.19 in	4.68 in
Dia (Max):	1.97 in	1.82 in
Oval Width (Max):	2.97 in	



This Ballast Does Not Require An Ignitor





BALLAST SPECIFICATIONS

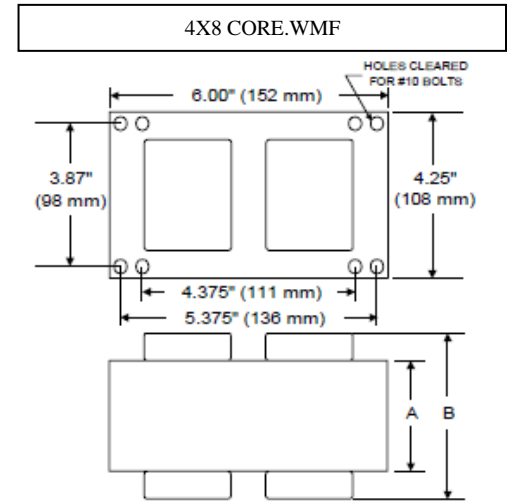
1000W M47 / H36

Metal Halide

S1000M-4

60 Hz CWA

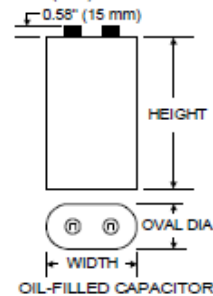
Input Volts	120	208	240	277
Line Current (Amps)				
Operating	9.00	5.55	4.60	4.00
Open Circuit	5.35	3.95	2.95	2.50
Starting	6.30	3.50	3.25	2.85
Recommended Fuse (Amps)	22	15	12	10
Regulation				
Line Volts	±10%	±10%	±10%	±10%
Lamp Watts	±10%	±10%	±10%	±10%
Temperature Ratings				
Insulation Class	180 (H)	180 (H)	180 (H)	180 (H)
Coil Temperature Code	D	D	C	C
Benchtop Coil Rise	89.4	89.9	82.4	84.9
Power Factor (Min)	90%	90%	90%	90%
Input Watts	1085W	1085W	1085W	1085W
Efficiency				
NOM. Open Circuit Voltage	420	420	420	420
Input Voltage At Lamp Dropout	75	120	140	160
Min Ambient Starting Temp	-20°F/ -30°C	-20°F/ -30°C	-20°F/ -30°C	-20°F/ -30°C
60 Hz TEST PROCEDURES				
High Potential Test (Volts)				
1 Minute	2,000 V	2,000 V	2,000 V	2,000 V
1 Second	2,500 V	2,500 V	2,500 V	2,500 V
Open Circuit Voltage Test (V)	375-460	375-460	375-460	375-460
Short Circuit Current Test (A)				
Min	4.80	4.80	4.80	4.80
Secondary Current				
Max	5.90	5.90	5.90	5.90
Min	5.05	2.80	2.60	2.25
Input Current				
Max	7.60	4.20	3.90	3.40
CORE and COIL Specifications				
Dimension (A)	2.80 in	2.80 in	2.80 in	2.80 in
Dimension (B)	4.95 in	4.95 in	4.95 in	4.95 in
Weight	18.5 lbs	18.5 lbs	18.5 lbs	18.5 lbs
Lead Lengths	12"	12"	12"	12"
Capacitor Requirement				
Microfarads	24.0 uf	24.0 uf	24.0 uf	24.0 uf
Volts (Min)	480 V	480 V	480 V	480 V



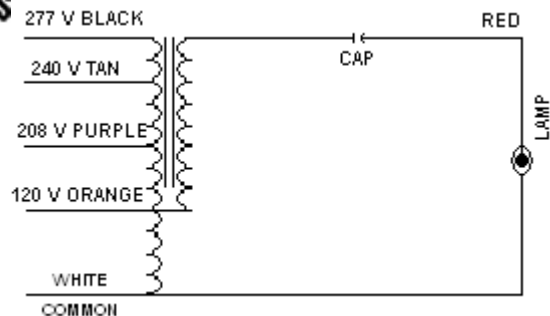
Capacitor: CA24480

Ignitor: None

Microfarads: 24.0 uf
 Volts (Max): 480 V
 Case Temp (Max): 100 °C
 Height (Max): 4.03 in
 Dia (Max): 1.97 in
 Oval Width (Max): 2.97 in



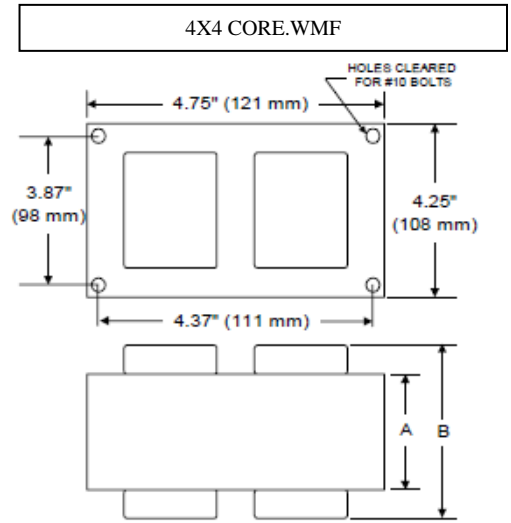
This Ballast Does Not Require An Ignitor



BALLAST SPECIFICATIONS

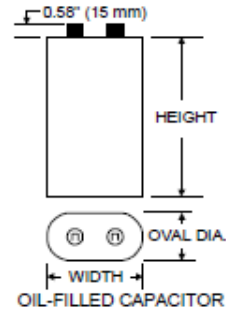
1000W M47 / H36
Metal Halide
S1000M-4/4X4
60 Hz CWA

Input Volts	120	208	240	277
Line Current (Amps)				
Operating	8.80	5.00	4.60	3.90
Open Circuit	6.70	3.60	3.70	3.10
Starting	5.50	3.20	2.80	2.40
Recommended Fuse (Amps)	22	13	12	10
Regulation				
Line Volts	±10%	±10%	±10%	±10%
Lamp Watts	±10%	±10%	±10%	±10%
Temperature Ratings				
Insulation Class	180 (H)	180 (H)	180 (H)	180 (H)
Coil Temperature Code	D	A	B	C
Benchtop Coil Rise	89.4	74.0	79.9	82.0
Power Factor (Min)	90%	90%	90%	90%
Input Watts	1085 W	1085 W	1085 W	1085 W
Efficiency				
NOM. Open Circuit Voltage	420	420	420	420
Input Voltage At Lamp Dropout	60	110	130	140
Min Ambient Starting Temp	-20°F/ -30°C	-20°F/ -30°C	-20°F/ -30°C	-20°F/ -30°C
60 Hz TEST PROCEDURES				
High Potential Test (Volts)				
1 Minute	1,650 V	1,650 V	1,650 V	1,650 V
1 Second	2,000 V	2,000 V	2,000 V	2,000 V
Open Circuit Voltage Test (V)	375 – 465	375 – 465	375 – 465	375 – 465
Short Circuit Current Test (A)				
Min	4.65	4.65	4.65	4.65
Secondary Current				
Max	5.70	5.70	5.70	5.70
Min	4.15	2.50	2.10	1.85
Input Current				
Max	6.25	3.85	3.25	2.85
CORE and COIL Specifications				
Dimension (A)	3.25 in	3.25 in	3.25 in	3.25 in
Dimension (B)	5.45 in	5.45 in	5.45 in	5.45 in
Weight	18.5 lbs	18.5 lbs	18.5 lbs	18.5 lbs
Lead Lengths	12"	12"	12"	12"
Capacitor Requirement				
Microfarads	24.0 uf	24.0 uf	24.0 uf	24.0 uf
Volts (Min)	450 V	450 V	450 V	450 V

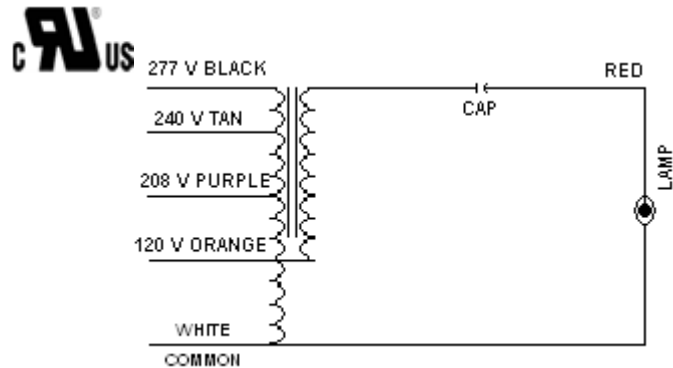


Capacitor: CA24480 Ignitor: None

- Microfarads: 24.0 uf
- Volts (Max): 480 V
- Case Temp (Max): 100 °C
- Height (Max): 4.03 in
- Dia (Max): 1.97 in
- Oval Width (Max): 2.97 in



**This Ballast
Does Not
Require
An Ignitor**

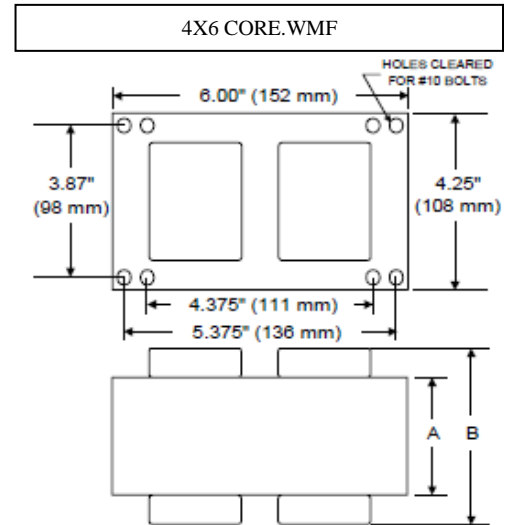


BALLAST SPECIFICATIONS

1000W M47

Metal Halide
S1000M-48/12
60 Hz CWA

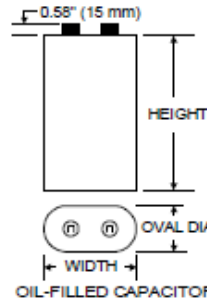
Input Volts	480			
Line Current (Amps)	2.30			
Operating	1.55			
Open Circuit	1.55			
Starting				
Recommended Fuse (Amps)	6			
Regulation				
Line Volts	±10%			
Lamp Watts	±10%			
Temperature Ratings				
Insulation Class	180 (H)			
Coil Temperature Code	D			
Benchtop Coil Rise	88.7			
Power Factor (Min)	90%			
Input Watts	1085W			
Efficiency				
NOM. Open Circuit Voltage	420			
Input Voltage At Lamp Dropout	260			
Min Ambient Starting Temp	-20°F/ -30°C			
60 Hz TEST PROCEDURES				
High Potential Test (Volts)				
1 Minute	2,000 V			
1 Second	2,400 V			
Open Circuit Voltage Test (V)	375 – 460			
Short Circuit Current Test (A)				
Min	4.30			
Secondary Current				
Max	6.40			
Min	1.25			
Input Current				
Max	1.85			
CORE and COIL Specifications				
Dimension (A)	2.80 in			
Dimension (B)	4.90 in			
Weight	18.5 lbs			
Lead Lengths	12"			
Capacitor Requirement				
Microfarads	24.0 uf			
Volts (Min)	480 V			



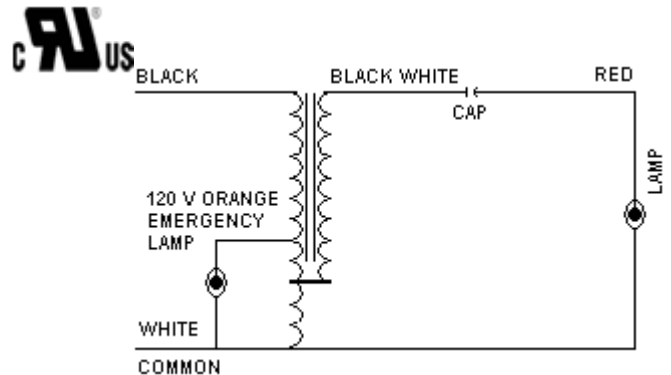
Capacitor: CA24480

Ignitor: None

Microfarads: 24.0 uf
 Volts (Max): 480 V
 Case Temp (Max): 100 °C
 Height (Max): 4.03 in
 Dia (Max): 1.97 in
 Oval Width (Max): 2.97 in



**This Ballast
 Does Not
 Require
 An Ignitor**





BALLAST SPECIFICATIONS

1500W M48

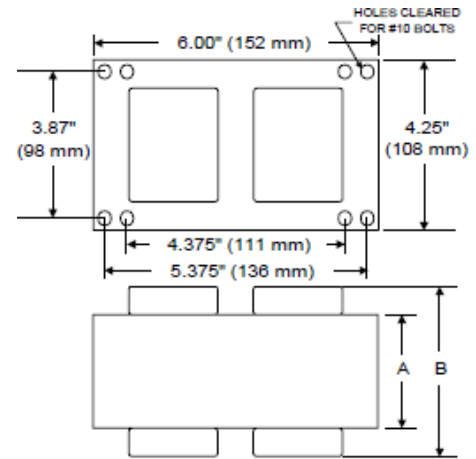
Metal Halide

S1500M-4

60 Hz CWA

Input Volts	120	208	240	277
Line Current (Amps)				
Operating	13.40	7.75	6.70	5.80
Open Circuit	6.30	3.65	3.15	2.75
Starting	11.30	6.50	5.65	4.90
Recommended Fuse (Amps)	34	19	17	15
Regulation				
Line Volts	±10%	±10%	±10%	±10%
Lamp Watts	±12%	±12%	±12%	±12%
Temperature Ratings				
Insulation Class	180 (H)	180 (H)	180 (H)	180 (H)
Coil Temperature Code	G	E	E	E
Benchtop Coil Rise	101.6	90.4	92.4	93.4
Power Factor (Min)	90%	90%	90%	90%
Input Watts	1605W	1605W	1605W	1605W
Efficiency				
NOM. Open Circuit Voltage	440	440	440	440
Input Voltage At Lamp Dropout	80	140	160	185
Min Ambient Starting Temp	-20°F/ -30°C	-20°F/ -30°C	-20°F/ -30°C	-20°F/ -30°C
60 Hz TEST PROCEDURES				
High Potential Test (Volts)				
1 Minute	2,000 V	2,000 V	2,000 V	2,000 V
1 Second	2,500 V	2,500 V	2,500 V	2,500 V
Open Circuit Voltage Test (V)	385 – 475	385 – 475	385 – 475	385 – 475
Short Circuit Current Test (A)				
Min	7.30	7.30	7.30	7.30
Secondary Current				
Max	9.00	9.00	9.00	9.00
Min	9.90	5.70	4.95	4.30
Input Current				
Max	12.10	7.05	6.05	5.30
CORE and COIL Specifications				
Dimension (A)	4.10 in	4.10 in	4.10 in	4.10 in
Dimension (B)	6.10 in	6.10 in	6.10 in	6.10 in
Weight	31.0 lbs	31.0 lbs	31.0 lbs	31.0 lbs
Lead Lengths	12"	12"	12"	12"
Capacitor Requirement				
Microfarads	32.0 uf	32.0 uf	32.0 uf	32.0 uf
Volts (Min)	525 V	525 V	525 V	525 V

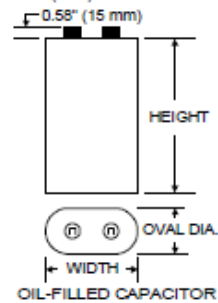
4X8 CORE.WMF



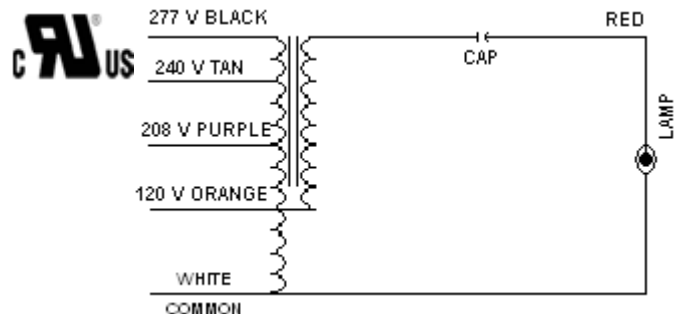
Capacitor: CA32525

Ignitor: None

Microfarads: 32.0 uf
 Volts (Max): 525 V
 Case Temp (Max): 100 °C
 Height (Max): 4.03 in
 Dia (Max): 2.03 in
 Oval Width (Max): 3.72 in



This Ballast Does Not Require An Ignitor



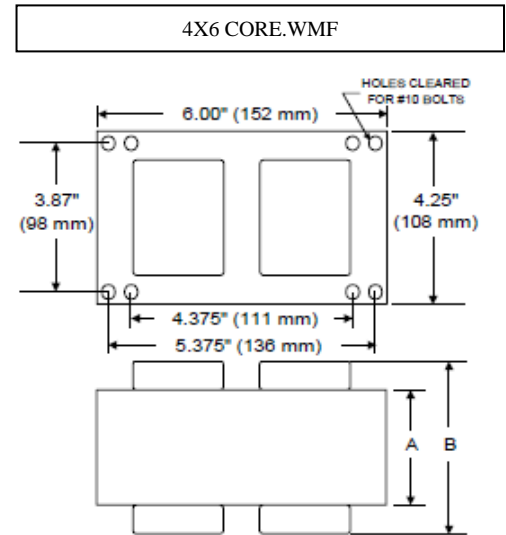


BALLAST SPECIFICATIONS

1500W M48

**Metal Halide
S1500M-48/12
60 Hz CWA**

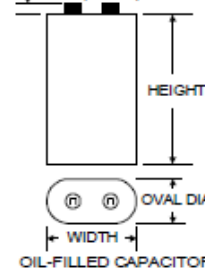
Input Volts	480			
Line Current (Amps)				
Operating	3.40			
Open Circuit	1.65			
Starting	3.00			
Recommended Fuse (Amps)	10			
Regulation				
Line Volts	±10%			
Lamp Watts	±12%			
Temperature Ratings				
Insulation Class	180 (H)			
Coil Temperature Code	E			
Benchtop Coil Rise	92.5			
Power Factor (Min)	90%			
Input Watts	1625 W			
Efficiency				
NOM. Open Circuit Voltage	450			
Input Voltage At Lamp Dropout	265			
Min Ambient Starting Temp	-20°F/ -30°C			
60 Hz TEST PROCEDURES				
High Potential Test (Volts)				
1 Minute	2,000V			
1 Second	2,400V			
Open Circuit Voltage Test (V)	405 – 495			
Short Circuit Current Test (A)				
Min	7.20			
Secondary Current				
Max	8.80			
Min	2.40			
Input Current				
Max	3.60			
CORE and COIL Specifications				
Dimension (A)	4.20 in			
Dimension (B)	6.20 in			
Weight	31.0 lbs			
Lead Lengths	12"			
Capacitor Requirement				
Microfarads	32.0 uf			
Volts (Min)	525 V			



Capacitor: CA325525

Ignitor: None

Microfarads: 32.0 uf
Volts (Max): 525 V
Case Temp (Max): 100 °C
Height (Max): 4.03 in
Dia (Max): 2.03 in
Oval Width (Max): 3.72 in
0.58" (15 mm)



**This Ballast
Does Not
Require
An Ignitor**

